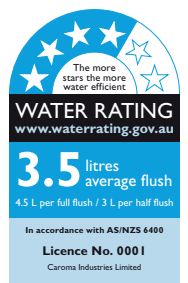


# Liano Invisi II

**4.5/3 litre Dual Flush Toilet Suite with  
Liano Wall Hung Box Rim Vitreous China Pan  
and Invisi II Cistern for Inwall, Under Counter,  
Induct or Inceiling applications**



# Liano Invisi II

## 4.5/3 litre Dual Flush Toilet Suite with Liano Wall Hung Box Rim Vitreous China Pan and Invisi II Cistern for Inwall, Under Counter, Induct or Inceiling applications



A sharp, symmetrical designed wall hung concealed toilet suite comprises the **Liano** pan and the trusted Caroma **Invisi II** cistern. The smooth sided pan design with the great looking thin lid, soft close seat with quick release matched with the concealed cistern offer a seamless finish to any domestic or commercial bathroom. Choose from a variety of buttons from the Caroma range to complete your desired look.

- Pan:** **Liano** 4.5 litre full flush wall hung fully glazed box rim pan.
- Traps:** P-trap only unvented.
- Inlet:** Fully glazed 50mm back inlet for concealed cistern and flushvalve installation.
- Cistern:** **Invisi II** cistern – suitable for inwall, under counter, induct and in ceiling applications. For push button and access plate (supplied separately) options see 6.15.1.
- Fixing:** **Invisi II Wall Hung Pan Bracket** options — **D.403 Standard** Code No.237403, **D.402 Undercounter** Code No.237402  
**Sanifix Wall Hung Pan Bracket** options — **D.788 Bolt Through the Wall Bracket** Code No.687788.

**Note:** The bracket systems are suitable for installation only where non compressible wall materials are used.

**Cistern** – the cistern and bracket for under counter or inwall Invisi II systems are pre-assembled and are supplied with the flush pipe and a waste pipe suitable for installation in a 90mm cavity wall. Structural brick wall systems require the cistern to be fixed to the wall. For in wall applications with raised height cisterns an extension kit is provided with the kit.

**Seats:** The **Liano** soft close double flap toilet seat is provided as standard with the Liano suite. A quality solid section compression moulded toilet seat, fitted with buffers and metal hinges.

**Colours:** White only.

**Installation:** The installation of the toilet suite shall be in accordance with the normal minimum drainline grade requirements in AS/NZS 3500.2.

**Dimensions:** All dimensions are in millimetres and are subject to normal manufacturing variations. Caroma pursues a policy of continuing improvement in design and performance of its products. The right is therefore reserved to vary specifications without notice.

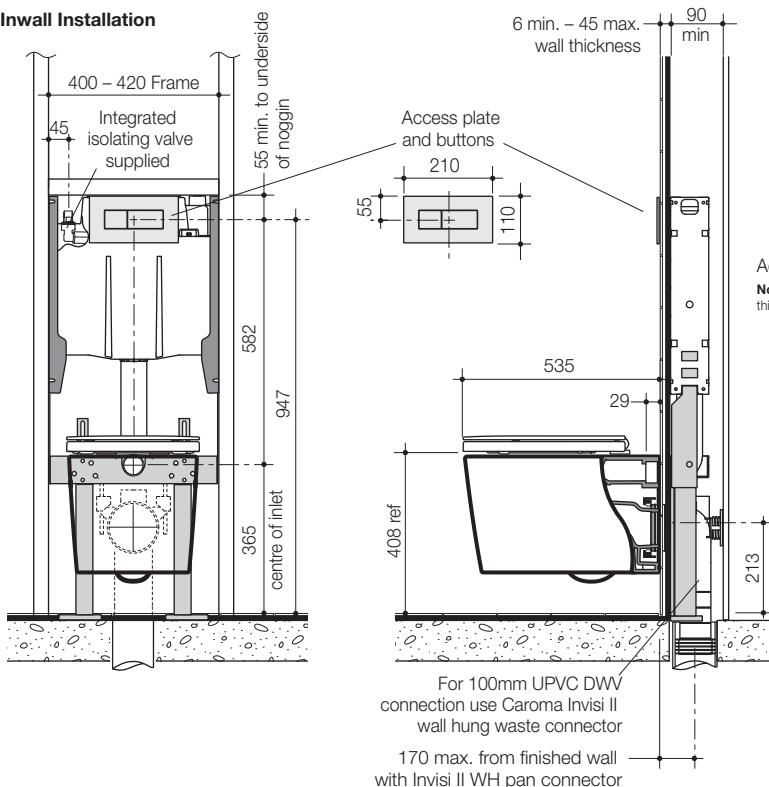
### Liano Invisi II Wall Hung Suite Inwall/Under Counter Installations

#### Liano Invisi II 4.5/3 litre Wall Hung Toilet Suites with Seat:

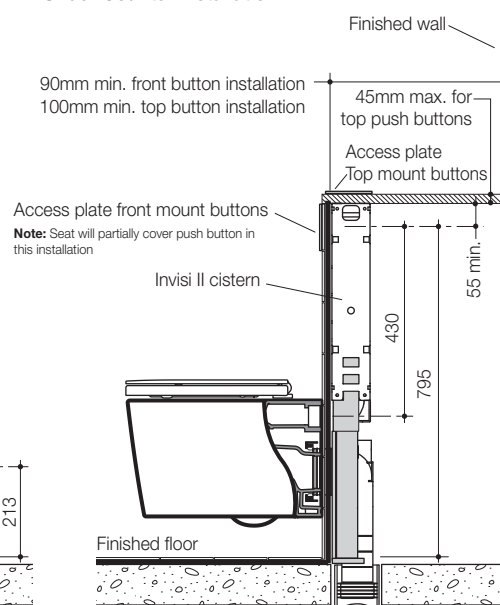
	Code No.
Inwall/Induct/Inceiling	766700W
Under Counter	766710W
Brick Wall	766720W

Button options: see 6.15.1

#### Inwall Installation



#### Under Counter Installation



**Note:** Access to cistern internals can be achieved through either front or top mount button plate option.