

Faun

Vitreous China Wall Basin

Basin Size: 450mm x 350mm (nominal)

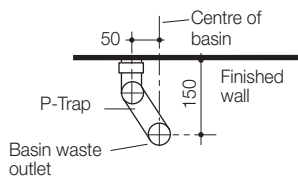


Mixer and shroud shown for photographic purposes only

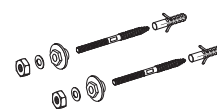
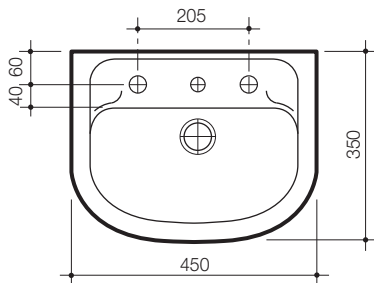
A contemporary design compact sized basin featuring a functional bowl with smooth contours for ease of cleaning. The **Faun** basin has two soap holders and is the smallest in the range of three basins which co-ordinate with the option of a shroud offering the designer greater flexibility. This basin is suitable for domestic, commercial and accessible applications complying to AS 1428.1-2009 Amd. 1 using standard Caroma plastic traps.*

- Tap Holes:** Basin available in: No taphole option Code No.640200: one taphole centre option Code No.640210; three taphole option Code No.640230.
- Waste Outlet:** Chrome flush fitting waste and white plug supplied, suitable for a 40mm trap connection. Alternative waste options are available — Chrome grate waste and white plug Code No.687328C, Vandal Resistant Flush Fitting Plug and Chrome Waste Code No.687141, Covered Plug and Waste Code No.687142 and Vandal Resistant Covered Chrome Plug and Waste Code No.687143.
- Shroud:** Shroud, Code No.651350. Accurate setout and use of recommended traps is essential for optimum installation. P-trap – 40mm standard Caroma plastic P-traps Code No.102112. Fixed to basin with D.210 fixing clip for use only with D.200 bracket. **Note:** It is essential for the installation of the shroud to the basin that clearance is provided for the shroud in the plumbing setout from water inlet pipes and connections.
- Bowl Capacity:** 8 litres.
- Overflow:** Overflow not available.
- Fixing:** **D.200 Basin Fixing Kit** – Supplied. Bolts directly to the finished wall.
- Colours:** White only.
- Dimensions:** All dimensions are in millimetres and are subject to normal manufacturing variations. Caroma pursues a policy of continuing improvement in design and performance of its products. The right is therefore reserved to vary specifications without notice.


P-Trap Setout for Shroud



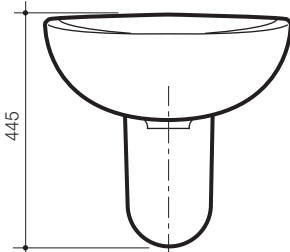
Important: Accurate P-trap setout for shroud is essential



D.200 Basin Fixing Kit included with basin



D.210 Concealed Fixing Clip Assembly included with shroud



Finished floor

